

Step-by-step tutorial: How to complete the online Tier 4 visa application form outside the UK



PRIFYSGOL
BANGOR
UNIVERSITY

First, read the information on these pages:

www.gov.uk/tier-4-general-visa

Then, when you are ready to apply, you can start the application here:

<https://www.gov.uk/tier-4-general-visa/apply>

General student visa (Tier 4)

Contents

- [Overview](#)
- [Eligibility](#)
- [Knowledge of English](#)
- [Documents you must provide](#)
- [Apply](#)
- [Extend your visa](#)
- [Switch to this visa](#)
- [Family members](#)

Apply

You should read the [full guidance](#) before you apply.

Apply outside the UK

You must [apply online](#) for a Tier 4 (General) student visa.

You'll need to have your fingerprints and photograph taken at a [visa application centre](#) (to get a biometric residence permit) as part of your application.

You'll have to collect your [biometric residence permit](#) within 10 days of when you said you'd arrive in the UK (even if you actually arrive at a later date).

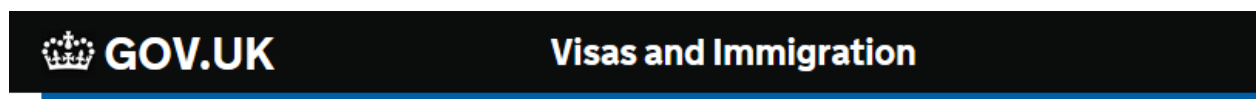
You may be able to get your visa faster or other services depending on what country you're in - check with your visa application centre.



PRIFYSGOL
BANGOR
UNIVERSITY

Some notes about completing the form...

- The form is personalised for each applicant, so some of the questions might look different on your screen. This tutorial is a guide only.
- Remember to click 'Save' regularly.
- If you want to stop and finish the form later, click 'Save & Quit'.



Confirm your visa type

Confirm what type of visa you want to apply for from the options below. If you are not sure, use the [check if you need a UK visa tool](#), or see the [visas and immigration guidance pages](#) for information.

- Short-term student visa
- Tier 4 (General) student visa ←
- Tier 4 (Child) student visa
- Tier 4 student visa (for Chevening, Marshall and Commonwealth scholars)

Next

Most of our students would select 'Tier 4 (General) student', but please read through the other options to choose which applies to you.



PRIFYSGOL
BANGOR
UNIVERSITY

Select a country to provide your biometrics

To complete your application, you must make arrangements to provide your biometrics (fingerprints and facial photograph) with our commercial partner, which may involve attending one of their centres. You will be able to see the options available to you after you have completed your application and continue to our commercial partner's website.

Enter the country in which you are making your application and wish to provide your biometrics

[Can I enter any country?](#)

Next

You must usually enter the country where you live.

If it is not possible to provide your biometrics in the country you select (you will be able to check this on the next page), then you will be redirected to another country. If it is difficult for you to travel to the redirected country, you will be able to return to this page and select a different country that you are able to travel to.

Select a country to provide your biometrics

To complete your application, you must make arrangements to provide your biometrics (fingerprints and facial photograph) with our commercial partner, which may involve attending one of their centres. You will be able to see the options available to you after you have completed your application and continue to our commercial partner's website.

Enter the country in which you are making your application and wish to provide your biometrics

[Can I enter any country?](#)

Next

For this entire tutorial we will fill-in the form using an imaginary Kuwaiti applicant. Please fill it in with your correct details.



Check available biometric enrolment locations

You must [check the available biometric enrolment locations](#) for your country of application. You will not be able to change your country of application after you have submitted your application..

If you have entered a country where no biometric enrolment location is available, then you will be redirected to another country. If it is difficult for you to travel to the redirected country, then you can [change the country where you will be providing your biometrics](#).

Kuwait

[Change the country where you will be providing your biometrics](#)



I have checked [available biometric enrolment locations](#) and can travel to a location in my selected country. If no location is available in that country, then I confirm that I can travel to a location in the redirected country.



I am unable to travel to a location in my selected country or, as there is no location available, to the redirected country.

Next



- 1. Start** 2. Application 3. Documents 4. Declaration 5. Pay 6. Further actions

Register an email

Enter an email address and password so you can save your answers. You will then be emailed a unique link to let you log back in to your application at a later point, if needed.

Throughout your application, you can select the option to 'Return to this application later' in order to re-send the link to your latest saved application.

Email address

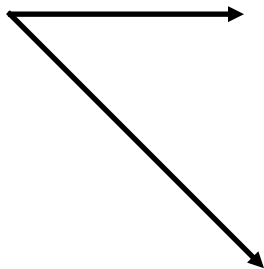
Create a password

Your password must be 8 characters or longer and include a letter and a number or symbol.

Repeat your password

Save and continue

If it is your first time using this service, you must register an account.



A CAS number should have been sent to you but if you do not have one, please contact us at internationalsupport@bangor.ac.uk

It is very important that you fill-in the number correctly

The screenshot shows the GOV.UK website interface for the 'Visas and Immigration' section. The page title is 'Your Confirmation of Acceptance for Studies'. A progress bar at the top indicates the current step is '2. Application', with other steps being '1. Start', '3. Documents', '4. Declaration', '5. Pay', and '6. Further actions'. A 'Back' link is visible. The main question is 'Do you have a Confirmation of Acceptance for Studies (CAS) number?'. There are two radio button options: 'Yes' (which is selected) and 'No'. Below this is a text input field for the 'Confirmation of Acceptance for Studies reference number', containing the value 'E4G5KS7G33X0M4'. At the bottom of the form, there is a green 'Save and continue' button, a link to 'Return to this application later', and a link to 'Show and edit answers'.

1. Start **2. Application** 3. Documents 4. Declaration 5. Pay 6. Further actions

[◀ Back](#)

Your name

Enter your name, as shown in your current passport or travel document.

Your given name is usually your first name. Your family name is the surname that is shared by your family. If you have middle names, include these with your given name. If your name has a suffix (e.g. Jr), include this with your given name. If you have a patronymic name include it with your given names. You must tell us all your given names.

All given names

Family name

[I cannot enter my name using a current passport or travel document](#)

Save and continue

[Return to this application later](#)

[Show and edit answers](#)

Enter your own details here, we have filled in the information with our imaginary Kuwaiti student in the next slides



PRIFYSGOL
BANGOR
UNIVERSITY

1. Start
- 2. Application**
3. Documents
4. Declaration
5. Pay
6. Further actions

[← Back](#)

Any other names

In addition to the names already provided, are you now or have you ever been known by another name?

You must provide all your names. For example, if you changed your name after marriage or have a different name that you use for professional purposes.

Yes No

[Save and continue](#)

[Return to this application later](#)

[Show and edit answers](#)



PRIFYSGOL
BANGOR
UNIVERSITY

[◀ Back](#)

Your gender and relationship status

What is your gender, as shown in your passport or travel document?

- Male
- Female
- Unspecified

What is your relationship status?

Single 

[I am unsure of my current relationship status](#)

[Save and continue](#)

[Return to this application later](#)

[Show and edit answers](#)



PRIFYSGOL
BANGOR
UNIVERSITY

Your passport

Enter your own details here.

! You must use your passport or travel document to complete this section.

Passport number or travel document reference number

Issuing authority

On your passport or travel document this could also be referred to as 'country of issue' or 'place of issue'.

Issue date

Enter date in the format DD MM YYYY

Day Month Year

Expiry date

Enter date in the format DD MM YYYY

Day Month Year

Save and continue

[Return to this application later](#)

[Show and edit answers](#)

Copy these details from
your passport



PRIFYSGOL
BANGOR
UNIVERSITY

1. Start
- 2. Application**
3. Documents
4. Declaration
5. Pay
6. Further actions

[◀ Back](#)

Your identity card

Do you have a valid national identity card?

This includes identity cards, issued from non-UK governments. This does not include driving licences. If you have an internal passport, provide the details here.

Yes No

[Save and continue](#)

[Return to this application later](#)

[Show and edit answers](#)



PRIFYSGOL
BANGOR
UNIVERSITY

[Back](#)

Your nationality, country and date of birth

Country of nationality

Enter your country of nationality or citizenship, as shown on your passport or travel document. If you have previous or additional nationalities or citizenships, you will be able to add these later in the application.

Kuwait

Country of birth

Kuwait

Place of birth

Enter your place of birth (for example, the city or province), as shown on your passport or travel document.

Kuwait City

Date of birth

Enter date in the format DD MM YYYY


Day Month Year
 14 05 1996

Save and continue

[Return to this application later](#)

[Show and edit answers](#)

Enter your own details here.
 Note: Your 'Place of Birth' must be the same as is written in your passport.



1. Start **2. Application** 3. Documents 4. Declaration 5. Pay 6. Further actions

[◀ Back](#)

Your other nationalities

Do you currently hold, or have you ever held, any other nationality or citizenship?

You must provide all the nationalities that you currently hold or have ever held.

Yes No

[Save and continue](#)

[Return to this application later](#)

[Show and edit answers](#)



PRIFYSGOL
BANGOR
UNIVERSITY

[◀ Back](#)

Spoken language preference

We may have to talk to you about your application. Which language would you prefer to use?

- English
- Other

[Save and continue](#)

[Return to this application later](#)

[Show and edit answers](#)

Which language would you prefer to use?



Your choice of language cannot be guaranteed. You may be required to speak in English depending on the requirements of your visa.



1. Start **2. Application** 3. Documents 4. Declaration 5. Pay 6. Further actions

[◀ Back](#)

Study as a Tier 4 (Child) student

Have you successfully completed a course of study in the UK as a Tier 4 (Child) student?

Yes No

[Save and continue](#)

[Return to this application later](#)

[Show and edit answers](#)

Only applicants who studied at an independent school in the UK anytime between the ages of 4 and 17 on a Tier 4 (Child) student visa should click YES.



PRIFYSGOL
BANGOR
UNIVERSITY

[◀ Back](#)

English language assessment

Are you coming to the UK to study at a higher education institution?

A Higher Educational Institution (HEI) is an educational body in receipt of public funding that awards academic qualifications and professional certificates.

Yes No

Does your Confirmation of Acceptance for Studies (CAS) statement indicate that your English language ability was assessed by your institution or that you are a 'gifted' student?

Yes No

[Save and continue](#)

[Return to this application later](#)

[Show and edit answers](#)

← Please find this information in your CAS letter.

Everyone should choose YES as Bangor University is a HEI



[◀ Back](#)

People financially dependent on you

Does anyone rely on you for financial support?

Include both those travelling with you and those who are not.

This could include:

- children under 18
- children over 18 who live with you at home
- children who you look after all the time
- older relatives who need you for accommodation or other support

Yes No

[Will these dependants be included in my application?](#)

Save and continue

[Return to this application later](#)

[Show and edit answers](#)

Information about these dependants will help with your application but they will not be included in this visa application. They will need to apply separately if they want to be with you in the UK.



Enter your family information here

Give details about your first parent

Give details about 2 of your parents.

[What if I do not have my parents' details?](#)

What is this person's relationship to you?

Mother

Father

Given names

Family name

Date of birth

Enter date in the format DD MM YYYY

Day Month Year

Country of nationality

Have they always had the same nationality?

Yes No

Save and continue



PRIFYSGOL
BANGOR
UNIVERSITY

[◀ Back](#)

Family who live in the UK

Do you have any family in the UK?

This includes:

- immediate family - such as spouse, civil partner, parents or children
- grandparents or grandchildren
- your spouse or civil partner's family
- your child's spouse, civil partner or partner
- your partner, if you have lived with them for 2 out of the last 3 years

Yes No

[Save and continue](#)

[Return to this application later](#)

[Show and edit answers](#)

Enter your family information here - but only if they live in the UK.



1. Start **2. Application** 3. Documents 4. Declaration 5. Pay 6. Further actions

[← Back](#)

Travelling as part of an organised group

Will you be travelling to the UK as part of an organised group?
This include travel companies or sports, work, or study groups.

Yes No

[Save and continue](#)

[Return to this application later](#)

[Show and edit answers](#)



PRIFYSGOL
BANGOR
UNIVERSITY

1. Start **2. Application** 3. Documents 4. Declaration 5. Pay 6. Further actions

[← Back](#)

Travelling with another person

Will you be travelling to the UK with someone who is not your partner, spouse, or dependant?

Yes No

[Save and continue](#)

[Return to this application later](#)

[Show and edit answers](#)



PRIFYSGOL
BANGOR
UNIVERSITY

Your application is unlikely to be successful if you do not provide the address of where you will be staying in the UK



Where you will stay in the UK

Do you know where you will be staying in the UK?

Yes No

What address will you be staying at while in the UK?

You will be able to add details of any additional places you will be staying after you click 'Save and continue'

Enter a UK postcode

LL57 2GP

Find UK address

[Enter address manually](#)

Choose an address

IDWAL, UNIVERSITY OF WALES BA

Address (line 1 of 3)

IDWAL

UNIVERSITY OF WALES BANGOR

FFORDD FFRIDDOEDD

Town/City

BANGOR

Save and continue

[Return to this application later](#)

[Show and edit answers](#)

**Last updated - April 2020*



PRIFYSGOL
BANGOR
UNIVERSITY

1. Start **2. Application** 3. Documents 4. Declaration 5. Pay 6. Further actions

[◀ Back](#)

Other places you will stay while in the UK

Will you be staying anywhere else in the UK?

This includes staying in:

- a hotel or bed and breakfast (B&B)
- accommodation provided by an employer
- a private home with friends or work colleagues
- accommodation provided by the educational institution where you will be studying
- any other type of accommodation

Yes No

[Save and continue](#)

[Return to this application later](#)

[Show and edit answers](#)



PRIFYSGOL
BANGOR
UNIVERSITY

- 1. Start
- 2. Application**
- 3. Documents
- 4. Declaration
- 5. Pay
- 6. Further actions

[Back](#)

UK travel history

Have you been to the UK in the past 10 years?

Yes No

How many times have you been to the UK in the past 10 years?

If you are unsure of the exact number, provide an estimation. You will be asked to provide details for up to 3 of your most recent times in the UK.

Save and continue

[Return to this application later](#)

[Show and edit answers](#)

Say NO if you have never been to the UK



PRIFYSGOL
BANGOR
UNIVERSITY

- 1. Start
- 2. Application**
- 3. Documents
- 4. Declaration
- 5. Pay
- 6. Further actions

[Back](#)

UK visa applications

Have you been issued with a UK visa in the past 10 years?

Yes No

Date of visa issue

Enter date in the format MM YYYY

Month Year

Save and continue

[Return to this application later](#)

[Show and edit answers](#)

Say NO if you have never been issued a UK visa



[Back](#)

Travel to Australia, Canada, New Zealand, USA or the European Economic Area

How many times have you visited the following places in the past 10 years?

- Australia
- Canada
- New Zealand
- USA
- European Economic Area (do not include travel to the UK)

Which countries are part of the European Economic Area (EEA)?

- Zero
- Once
- 2 to 5 times
- 6 or more times

Save and continue

[Return to this application later](#)

[Show and edit answers](#)

Fill in this section with information on your personal travels



1. Start **2. Application** 3. Documents 4. Declaration 5. Pay 6. Further actions

[◀ Back](#)

World travel history

Have you been to any other countries in the past 10 years?

Do not include visits to the UK, USA, Canada, Australia, New Zealand, or the European Economic Area.

[Which countries are part of the European Economic Area \(EEA\)?](#)

Yes No

[Save and continue](#)

[Return to this application later](#)

[Show and edit answers](#)

Fill in this section with information on your personal travels



PRIFYSGOL
BANGOR
UNIVERSITY

1. Start **2. Application** 3. Documents 4. Declaration 5. Pay 6. Further actions

[◀ Back](#)

Your planned travel information

Date you plan to arrive in the UK

Enter date in the format DD MM YYYY

Day	Month	Year
11	09	2020

[Why is this information important?](#)

If your application is successful, you will be granted a visa to enter the UK. The visa will only be valid for entry to the UK for 30 days. If your visa expires before you travel to the UK, you will have to apply for a replacement visa.

After you arrive in the UK, you will collect a [biometric residence permit](#), which will show that you have permission to remain in the UK.

Save and continue

[Return to this application later](#)

[Show and edit answers](#)

We advise that you arrive at Bangor in time for the Orientation & Welcome programme if possible (check with us if not sure when that is).



PRIFYSGOL
ANGOR
UNIVERSITY

[← Back](#)

Immigration history

For either the UK or any other country, have you ever been:

- Refused a visa
- Refused entry at the border
- Refused permission to stay or remain
- Refused asylum
- Deported
- Removed
- Required to leave
- Excluded or banned from entry

Yes

No



If you click YES you will be asked to give details.

[Save and continue](#)

[Return to this application later](#)

[Show and edit answers](#)

The next couple of pages will talk about immigration matters regarding previous visas for the UK or **ANY OTHER COUNTRY.**



PRIFYSGOL
BANGOR
UNIVERSITY

[◀ Back](#)

Breach of UK immigration law

Have you ever:

- entered the UK illegally
- remained in the UK beyond the validity of your visa or permission to stay
- breached the conditions of your leave, for example, worked without permission or received public funds when you did not have permission
- given false information when applying for a visa, leave to enter, or leave to remain
- breached UK immigration law in any other way


Yes No

Save and continue

[Return to this application later](#)

[Show and edit answers](#)

Please be honest in this section



Please be honest in this section and declare any past convictions if applicable



[◀ Back](#)

Convictions and other penalties

At any time have you ever had any of the following, in the UK or in another country?

Only select one answer at a time. If you need to give more than one answer, you can do so on another page.

- A criminal conviction
- A penalty for a driving offence, for example disqualification for speeding or no motor insurance
- An arrest or charge for which you are currently on, or awaiting trial
- A caution, warning, reprimand or other penalty
- A civil court judgment against you, for example for non payment of debt, bankruptcy proceedings or anti-social behaviour
- A civil penalty issued under UK immigration law
- No, I have never had any of these

You must tell us about spent as well as unspent convictions. You must tell us about any absolute or conditional discharges you have received for an offence.

[Save and continue](#)

[Return to this application later](#)

[Show and edit answers](#)

**Last updated - April 2020*



PRIFYSGOL
BANGOR
UNIVERSITY

This section will make a few enquiries about your implication on war crimes or terrorism.

This is asked to EVERYONE, is not just you.

- 1. Start
- 2. Application**
- 3. Documents
- 4. Declaration
- 5. Pay
- 6. Further actions

[◀ Back](#)

War crimes

You must read all of the information on this page before answering.

[War crimes](#)

In either peace or war time have you ever been involved in, or suspected of involvement in, war crimes, crimes against humanity, or genocide?

Yes No

I have read all of the information about war crimes, including the guidance

[Save and continue](#)


[Return to this application later](#)

[Show and edit answers](#)



This section will make a few enquiries about your implication on war crimes or terrorism.

This is asked to EVERYONE, is not just you.

Visas and Immigration

[1. Start](#) **[2. Application](#)** [3. Documents](#) [4. Declaration](#) [5. Pay](#) [6. Further actions](#)

[◀ Back](#)

Terrorist activities, organisations and views

You must read all of the information on this page before answering.

[Terrorist activities](#)

Have you ever been involved in, supported or encouraged terrorist activities in any country?

Yes No

[Terrorist organisations](#)

Have you ever been a member of, or given support to, an organisation which has been concerned in terrorism?

Yes No

Have you, by any means or medium, expressed views that justify or glorify terrorist violence or that may encourage others to commit terrorist or other serious criminal acts?

Yes No

I have read all of the information about terrorist activities, organisations and views, including the guidance

[Save and continue](#)

*Last updated - April 2020



This section will make a few enquiries about your implication on war crimes or terrorism.

This is asked to EVERYONE, is not just you.

- [1. Start](#) **[2. Application](#)** [3. Documents](#) [4. Declaration](#) [5. Pay](#) [6. Further actions](#)

[◀ Back](#)

Extremist organisations and views

You must read all of the information on this page before answering.

[Extremist organisations](#)

Have you ever been a member of, or given support to, an organisation which is or has been concerned with extremism?

Yes No

[Extremist views](#)

Have you, by any means or medium, expressed any extremist views?

Yes No

I have read all of the information about extremist organisations and views, including the guidance

[Save and continue](#)

[Return to this application later](#)

[Show and edit answers](#)

**Last updated - April 2020*



PRIFYSGOL
ANGOR
UNIVERSITY

[◀ Back](#)

Person of good character

Have you, as a part of your employment or otherwise, undertaken paid or unpaid activity on behalf of a non-UK government which you know to be dangerous to the interests or national security of the UK or its allies?

Yes No

Have you ever engaged in any other activities which might indicate that you may not be considered to be a person of good character?

Yes No

Is there any other information about your character or behaviour which you would like to make us aware of?

Yes No

[Save and continue](#)

[Return to this application later](#)

[Show and edit answers](#)

This section will make a few enquiries about your implication on war crimes or terrorism.

This is asked to EVERYONE, is not just you.



PRIFYSGOL
ANGOR
UNIVERSITY

Please disclose if you have worked for any of these organisations in the past.

Your employment history

Have you ever worked for any of the following types of organisation?
Include information for any paid or unpaid work. Select all that apply.

- Armed Forces (career)
- Armed Forces (compulsory national or military service)
- Government (including Public or Civil Administration and non-military compulsory national service)
- Intelligence services
- Security organisations (including police and private security services)
- Media organisations
- Judiciary (including work as a judge or magistrate)
- I have not worked in any of the jobs listed above

Save and continue

**Last updated - April 2020*



PRIFYSGOL
BANGOR
UNIVERSITY

[Back](#)

Sponsor licence number and address

This information is on your Confirmation of Acceptance for Studies (CAS) statement, or contact your sponsor to get their licence number.

What is your sponsor licence number?

GWBETJJ6X

Sponsor's address

Bangor University

College Road

Town/City

Bangor

Postcode

LL57 2DG

Save and continue

[Return to this application later](#)

[Show and edit answers](#)

All students should copy these EXACT details and licence number. These are the same for EVERYONE.



[Back](#)

Place of Study

Will you be studying at a school or higher education institution?

School

Higher education institution

[What is the difference between a school and a higher education institution?](#)

Save and continue

[Return to this application later](#)

[Show and edit answers](#)

All students should click this one



- 1. Start
- 2. Application**
- 3. Documents
- 4. Declaration
- 5. Pay
- 6. Further actions

[◀ Back](#)

Primary site of study

Is this the site where the majority of your study will take place?

Bangor University
College Road
Bangor
LL57 2DG

Yes No

[Save and continue](#)

[Return to this application later](#)

[Show and edit answers](#)

All students should click this one



1. Start **2. Application** 3. Documents 4. Declaration 5. Pay 6. Further actions

[◀ Back](#)

UCAS details

Did you apply for your course through UCAS?

Yes

No



This will be **NO** for the majority of our international students.

What is UCAS?

The Universities and Colleges Admissions Service (UCAS) is an organisation whose main role is to operate the application process for British universities. Most undergraduate and some postgraduate students apply to university through the ucas.com website.

[Save and continue](#)

[Return to this application later](#)

[Show and edit answers](#)



PRIFYSGOL
BANGOR
UNIVERSITY

[Back](#)

Academic Technology Approval Scheme (ATAS)

Students of certain sensitive subjects, knowledge of which could be used in programmes to develop weapons of mass destruction or their means of delivery, will need to apply for an ATAS certificate before they can study in the UK. You can [find out if you need an ATAS certificate here](#).

Do you need to obtain permission from the ATAS?

Yes No

What is your Academic Technology Approval Scheme (ATAS) reference number?

This is the reference number on the ATAS clearance certificate issued to you by the Foreign and Commonwealth Office.

Save and continue

[Return to this application later](#)

[Show and edit answers](#)

Some postgraduate research students who are studying certain sensitive subjects may need an ATAS certificate. This should be confirmed on your CAS.



An official financial sponsor must be:

- Her Majesty's Government
- your home government
- the British Council
- an international organisation
- an international company
- a university
- an UK independent school

A financial sponsor can not be:

- Your parent
- Another member of your family

Note: A 'scholarship' from Bangor University is not the same as 'financial sponsorship'.

If you answer 'NO', they will ask more details about your self-funding plan later on.

GOV.UK Visas and Immigration

1. Start **2. Application** 3. Documents 4. Declaration 5. Pay 6. Further actions

[Back](#)

Future official financial sponsor

Will you be receiving money from an official financial sponsor for your continuing studies?

Yes No

[What is an official financial sponsor?](#)

Examples of an official financial sponsor include the UK Government or your home Government, a university, or an international company or organisation. Examples of support may include a scholarship, internship, fellowship or training programme.

If you are being wholly sponsored by an official financial sponsor how will you prove this?

My Tier 4 sponsor has confirmed this information on my CAS

Letter of official financial sponsorship

I am not being wholly sponsored

[Save and continue](#)

[Return to this application later](#)

[Show and edit answers](#)

1. Start **2. Application** 3. Documents 4. Declaration 5. Pay 6. Further actions

[Back](#)

Course information

Name of sponsor institution (school/college/university)

BANGOR UNIVERSITY

Course name

MSc Banking and Finance

Qualification you will get

This is the level of the qualification you will receive at the end of your course.

If you are unsure about the level of your qualification, [find out what qualification levels mean here](#) or ask your sponsor institution.

RQF7/SCQF11

Are they going to be a student union sabbatical officer?

[What is a student union sabbatical officer?](#)

Yes No

Save and continue

[Return to this application later](#)

[Show and edit answers](#)

Attention: sponsor institution means Bangor University. Not your financial sponsor.

You will find this information in your CAS letter



PRIFYSGOL
BANGOR
UNIVERSITY

1. Start
- 2. Application**
3. Documents
4. Declaration
5. Pay
6. Further actions

[◀ Back](#)

Course dates

Course start date

Provide the start date of your main course of study, but do not include any other courses you may be taking before.

Enter date in the format DD MM YYYY

Day Month Year

<input type="text"/>	<input type="text"/>	<input type="text"/>
----------------------	----------------------	----------------------

Course end date

Day Month Year

<input type="text"/>	<input type="text"/>	<input type="text"/>
----------------------	----------------------	----------------------

[Save and continue](#)

[Return to this application later](#)

[Show and edit answers](#)

You will find this information in your CAS letter



FYSGOL
JGOL
UNIVERSITY

[Back](#)

Accommodation payments

Have you or your parent(s)/legal guardian(s) already paid any money to your sponsor for accommodation?

This is only money paid to your sponsor. For example, this does not include money paid to a private landlord or housing organisation. There is a limit on how much of this will count towards your maintenance requirement, and this is set out in the guidance [here](#)

Yes No

How much has been paid?

£

How can you prove this amount has been paid?

My sponsor has confirmed this information on my CAS
 Receipts

Save and continue

[Return to this application later](#)

[Show and edit answers](#)

You should click Yes **ONLY** if you have paid towards Bangor University's Halls of Residence (Ffriddoedd or St.Mary's). If you will be living in private accommodation please select NO even if you have paid towards that contract.



1. Start **2. Application** 3. Documents 4. Declaration 5. Pay 6. Further actions

[◀ Back](#)

Course fees

What are your course fees for your first year?

If your course is shorter than 12 months, state the total course fee. This information is on your Confirmation of Acceptance for Studies (CAS) statement. Alternatively, you can contact your sponsor for this information.

£

Have you or your parent(s) or legal guardian(s) already paid any of your course fees?

Please select No if your course does not have a fee.

Yes No

[Save and continue](#)

[Return to this application later](#)

[Show and edit answers](#)

You will find this information in your CAS letter - if you have paid anything towards the fees you can note this below



PRIFYSGOL
BANGOR
UNIVERSITY

[Back](#)

Course fees

What are your course fees for your first year?

If your course is shorter than 12 months, state the total course fee. This information is on your Confirmation of Acceptance for Studies (CAS) statement. Alternatively, you can contact your sponsor for this information.

£

Have you or your parent(s) or legal guardian(s) already paid any of your course fees?

Please select No if your course does not have a fee.

Yes No

How much has been paid?

£

How can you prove this amount has been paid?

My sponsor has confirmed this information on my CAS
 Receipts

Save and continue

If you have paid a part of your fees, for example on the form of a deposit your CAS letter will show that. If you have receipts instead, that is also valid.



[◀ Back](#)

Student Loan

You must show that you have enough money to cover your course fees and living costs. [Read the guidance](#) to find out how much money you need to show and what documents you can use as evidence.

Are any of the maintenance funds required for this application in the form of a student loan?

Yes No

[Save and continue](#)

[Return to this application later](#)

[Show and edit answers](#)

Please fill in this information according to your case.



If you are funded by your government or an official sponsor, please select NO.

If you are self-funded, and the required funds are in a bank account with your name on it please select YES.

If the funds are in your parents' account, please select NO (more information on the next slide).

GOV.UK Visas and Immigration

1. Start **2. Application** 3. Documents 4. Declaration 5. Pay 6. Further actions

[Back](#)

Maintenance funds

You must show that you have enough money to cover your course fees and living costs. [Read the guidance document](#) to find out how much money you need to show and what documents you can use as evidence.

Are all of the maintenance funds required for this application in a bank account with your name on it?

Yes No

[Save and continue](#)

[Return to this application later](#)

[Show and edit answers](#)

[Back](#)

Maintenance funds

You must show that you have enough money to cover your course fees and living costs. [Read the guidance document](#) to find out how much money you need to show and what documents you can use as evidence.

Are all of the maintenance funds required for this application in a bank account with your name on it?

Yes No

Save and continue

[Return to this application later](#)

[Show and edit answers](#)

If the funds are in your parents' account, please select NO (more information on the next slide).



If the funds are in your parents' account, please select NO in the first question.

- If you will be using your parent's bank statement, you must include the following documents with your application:
1. Bank statement or certificate of deposit (to show money available)
 2. Birth certificate or family register (to show relationship)
 3. Letter of permission from mother/father
 4. Any certified English translations, if required

*Last updated - April 2020

[← Back](#)

Maintenance funds

You must show that you have enough money to cover your course fees and living costs. [Read the guidance document](#) to find out how much money you need to show and what documents you can use as evidence.

Are all of the maintenance funds required for this application in a bank account with your name on it?

Yes No

Are you relying on money held in an account under your parent(s) or legal guardian(s) name?

Yes No

Do you have permission from your parent(s) or legal guardian(s) to use this money?

Yes No

How can you prove they are your parent(s) or legal guardian(s)?

- Birth certificate
 Adoption certificate
 Court document



[Back](#)

Documents showing the required maintenance funds

You must provide documents showing that you have the required maintenance funds to cover living costs for you and any of your dependants while you are in the UK.

For information on how much money you need to show, [refer to the guidance document here.](#)

Enter details about the financial documents you will send. You will be able to provide details of several documents if you need to.

If your money is held in a different country, you can check whether your bank is on the [list of acceptable and unacceptable financial institutions here.](#)

Financial institution (such as a bank or building society)

BANK OF KUWAIT

Please write the name of your bank if you need to provide bank statements

Type of document

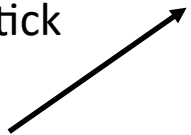
- Statements from a personal bank or building society account
- Building society passbook
- Letter from a bank, building society or other recognised financial institution



The information you write here must be confirmed by your supporting documents, i.e. bank statement if self-funded.

The maintenance funds that a single student is expected to have is £1015 per month for up to 9 months of study (i.e. £9135 for a course of 9+ months in duration). If you have already paid for University-owned accommodation and you have evidence of that (CAS or original receipts), the maximum you can deduct from the total is £1265.

Just before finishing with your application, you will be shown a checklist of documents you will be required to provide. Please make sure you that have all of them, that they are up to date and that you tick them off the list.



Documents

Mandatory documents

These documents are mandatory and you must provide them as part of your application. Tick the box to agree that you will provide each document:

- The passport or travel document for ALYAA ALENEZI from Kuwait

Other documents

If you do not provide these documents, your application may be delayed or refused.

- Statements from a personal bank or building society account (BANK OF KUWAIT)
- If you provided any qualification evidence to your sponsor for them to issue your CAS, you must submit this evidence (including translations). For example, you might have sent your sponsor your certificate of qualification or transcript of results.

After you submit your application, you must provide your documents to our commercial partner. You can provide your documents by:

- uploading copies of your documents yourself through our commercial partner's website, free of charge
- taking your documents (originals or copies) to your appointment where our commercial partner will scan them for you, for a fee

If you choose to pay for the assisted scanning service, all documents (originals or copies) need to be A4 size or you may be charged to make them suitable for scanning.

If we require passports, you must take the originals to your appointment. If you have self-uploaded copies on our commercial partner's website you must still take your original passports, but will not be charged for scanning.

1. Start 2. Application **3. Documents** 4. Declaration 5. Pay 6. Further actions

[◀ Back](#)

Check your answers

Check the information below before you continue to the next section.

Maintenance

Financial institution (such as a bank or building society)	BANK OF KUWAIT	Change
--	----------------	------------------------

Type of document	Statements from a personal bank or building society account
------------------	---

[Do you want to add another financial document?](#) [Add](#)

Documents

Mandatory documents	<ul style="list-style-type: none"> The passport or travel document for ALYAA ALENEZI from Kuwait 	Change
---------------------	---	------------------------

Other documents	<ul style="list-style-type: none"> Statements from a personal bank or building society account (BANK OF KUWAIT) If you provided any qualification evidence to your sponsor for them to issue your CAS, you must submit this evidence (including translations). For example, you might have sent your sponsor your certificate of qualification or transcript of results.
-----------------	--

Continue

Please make sure all the details are correct, you won't be able to change anything after the following step.

Declaration

By sending this application, you confirm that to the best of your knowledge and belief the following is correct:

- the information relating to the application
- the supporting evidence

I understand that the data I have given can be used as set out in the [privacy policy](#)

I consent to organisations, including financial institutions, providing information to the Home Office when requested in relation to this application.

I have discussed with any other applicants that I am acting on behalf of, and confirmed that the contents of the application are correct and complete.

I agree to the [terms and conditions](#).

I understand that if false information is given, the application can be refused and I may be prosecuted, and, if I am the applicant, I may be banned from the UK.

I confirm that:

- I am the applicant aged 18 or over
- I am the applicant aged under 18
- I am the parent or legal guardian of the applicant who is aged under 18 and completing and submitting the form on their behalf
- I am submitting the form on behalf of the applicant

I accept the above

[◀ Back](#)

Immigration Health Surcharge (IHS)

You must pay your Immigration Health Surcharge (IHS) before you can complete your visa application. You will pay your IHS on another website, then return to this site to complete and pay for your application.

If you are exempt, you will still need to get a reference number from the IHS website.

Your IHS reference number will automatically be included on your application once you pay and return to this site.

! Your answers will be locked when you go to the IHS website, even if you do not pay your IHS straight away. If you need to make any changes to your answers you must do so now.


[Check your answers](#)

Go to IHS website

Save and continue

[Return to this application later](#)

The amount to pay for your Immigration Health Surcharge will depend on the length of your course. Info on the next slide.



Pay towards your healthcare in the UK

You may need to pay a healthcare surcharge (called the 'immigration health surcharge' or IHS) as part of your visa application.

You'll then be able to use the National Health Service (NHS). You'll still need to pay for certain types of services, [e.g. prescriptions, dental treatment and eye tests.](#)

Cost

The healthcare surcharge is £400 per year of the visa and is payable in full to cover the maximum length of the visa.

Example

A person making a 5-year visa application would pay £400 x 5 = £2000.

Use this service to:

- pay the healthcare surcharge (unless you are applying for your visa online or at a UK Premium Service Centre)
- get an IHS reference number which will be included in your visa application - you'll need this even if you don't have to pay

You'll need:

- your passport or travel document
- your payment card



You may be exempt from paying the healthcare surcharge but you still need an IHS reference number.


**Last updated - April 2020*



PRIFYSGOL
BANGOR
UNIVERSITY

Summary

Before paying
for your
Immigration
Health
Surcharge you
will have to
answer some
questions.



Missing Details

Your details

[Add where you are planning to stay](#)

[Add your course start date](#)

[Add your course end date](#)

[Add whether you are continuing a course](#)

[Add the location of your course](#)

The information taken from your visa application can't be changed or removed. If you'd like to change or remove this information you must start your visa application again.

Your details

Applying from UK

No

Staying in Isle of Man,
Jersey or Guernsey?

[Add where you are planning to stay](#)

Full name

ALYAA ALENEZI

ALPHA This is a new service – your [feedback](#) will help us to improve it.

Your Location

You need to state whether you are applying to stay in the Isle of Man, Jersey or Guernsey

Are you applying from within the UK?

Yes No

Please select NO



Are you applying to stay in the Isle of Man, Jersey or Guernsey?

Yes No

You need to state whether you are applying to stay in the Isle of Man, Jersey or Guernsey

Save and continue

*Last updated - April 20.



You will find this information in your CAS letter

Course start date

For example, 20 3 1976

Day Month Year

<input type="text"/>	<input type="text"/>	<input type="text"/>
----------------------	----------------------	----------------------

Please enter a valid course start date

Course end date

For example, 20 3 1976

Day Month Year

<input type="text"/>	<input type="text"/>	<input type="text"/>
----------------------	----------------------	----------------------

Please enter a valid course end date

Are you applying to continue on the same course for which you were last given Tier 4 Leave to Enter or Remain (e.g. to undertake re-sits)?

<input type="radio"/> Yes	<input type="radio"/> No
---------------------------	--------------------------

Please state whether you are continuing a course

You will find this information in your CAS letter.

It will always ask about Master's degree even if you are an Undergraduate or PhD student.

Please answer the additional questions about your course

Is your course at NQF 7?

Yes

No

Is your course a Master's degree?

Yes

No

Is your course for 13 months or less?

Yes

No

Please select the location of your course

Please enter the location of your course

Please select OTHER here

Passport number or travel document

PA478543

> [I don't know my passport or travel document number](#)

*Last updated - April



GOL
GOR
SITY

ALPHA This is a new service – your [feedback](#) will help us to improve it.

Payment summary

ALYAA ALENEZI

571.50 (USD)

Total

571.50 (USD)

[Pay now](#)

The amount to pay for your Immigration Health Surcharge will depend on the length of your course based on the information from the previous steps.



PRIFYSGOL
BANGOR
UNIVERSITY

Once the IHS payment is done, you will have to pay for the visa application and select the point of collection of your BRP.

You must collect your BRP within 10 days of arriving to the UK. In order to be able to do that, you will need to have the decision letter which will be sent to you once your visa has been approved.

To collect your BRP in Bangor (PREFERRED**)**

Enter 2HE592 in the 'Alternative Location' box and click 'Find'. Your BRP will be ready to collect when you register at Bangor University.

To collect your BRP elsewhere in the UK:

Enter the post code of where you will be staying in the 'Alternative Location' box, click 'Find' and the nearest suitable Post Office will be chosen.



PRIFYSGOL
BANGOR
UNIVERSITY

Once this is done, you will have to book an appointment to your nearest Visa Centre.

Please print your application form. You will need to take the printed application, along with all your supporting documents to your visa appointment.

Any questions?

If you have any questions about your visa application, or any other aspect of living and studying in Bangor, the International Student Support team will be happy to help.

International Student Support Office

E-mail: internationalsupport@bangor.ac.uk

Tel: +44 (0) 1248 38 2882

Web: <https://www.bangor.ac.uk/international/support>

Opening hours

Monday to Friday 09:00–16.00

GOOD LUCK AND SEE YOU SOON IN BANGOR!



PRIFYSGOL
BANGOR
UNIVERSITY