



password

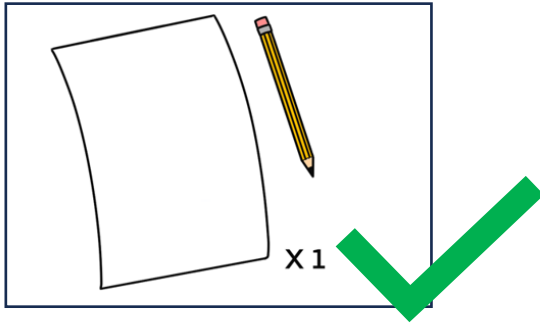
**Password
Skills Plus
Test Rules**

IMPORTANT

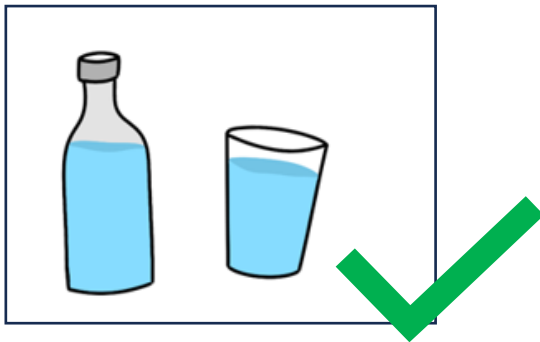
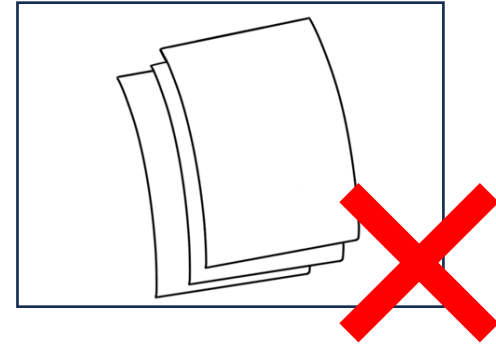
You must complete the test yourself with your own original work. You must **not** use help in any form, (for example another person, software **including Grammarly**, books, notes, phone, the Internet) or your test will be terminated.

You must obey all instructions given by the proctor. If you fail to do this, or break the test rules, your test **will** be terminated.


Test rules




Only 1 blank sheet of paper and pen/pencil is allowed.




Only water in a clear glass or bottle is allowed.



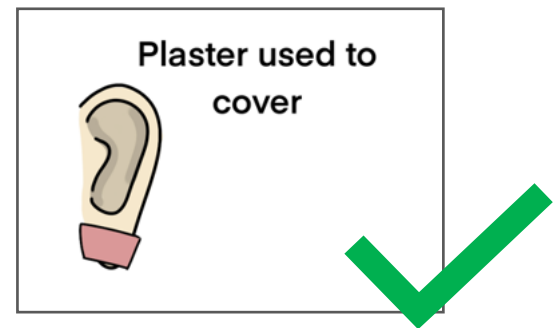
Test rules



No hats, caps, head coverings, neck scarves or neck ties allowed. No jewelry, wristbands or smartwatches allowed. Keep your face and ears visible to the proctor.

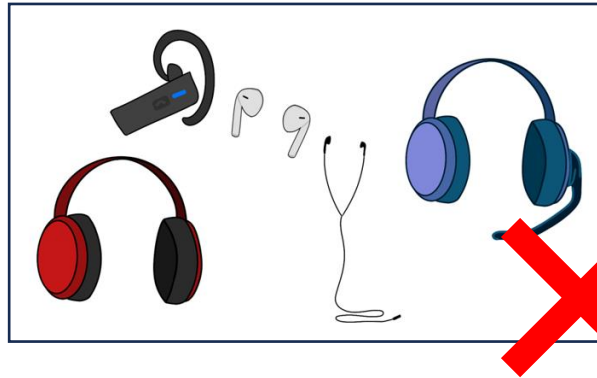


Religious head coverings allowed only if worn in passport photo as long as face and ears are visible.

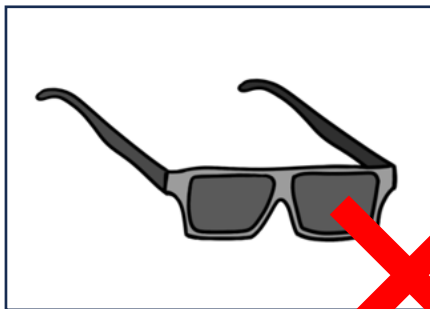


If jewelry can't be removed, it must be covered.

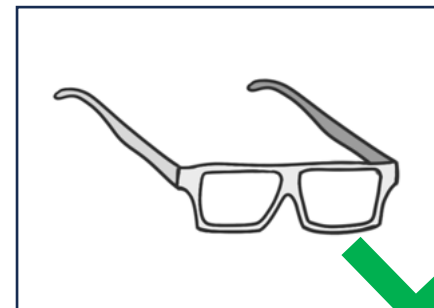
Test rules



No headphones, headsets or ear buds allowed.



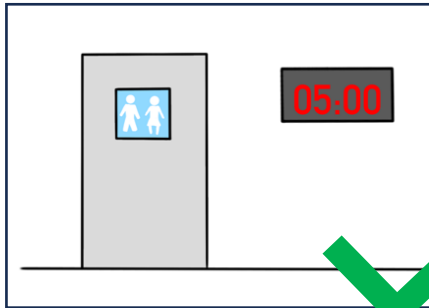
No sunglasses allowed.



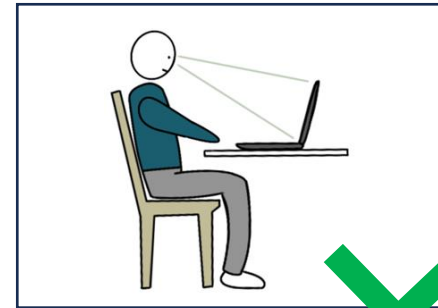
If prescription glasses, show to proctor.

Test rules

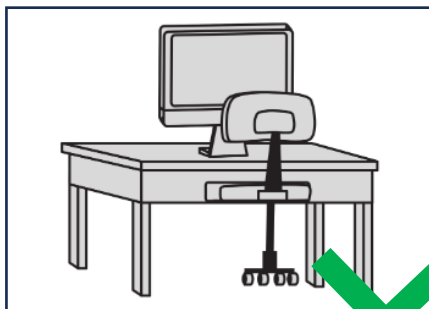
password



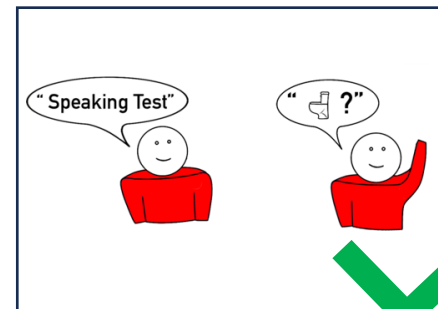
Only one 5 minute toilet break, taken between test modules. Ask your proctor before standing up.



Stay seated and focus on test screen. Keep your face and ears visible.



Use a suitable desk and chair. Keep the desk and surrounding area completely clear of everything not required for the test.



Speak only during speaking test or to speak to proctor.

Before your test starts, **your proctor will check your room**



You will need to:

- Have only **one door**, in view of the webcam.
- Cover all **windows**.
- Have **good lighting** in the room.
- Use a **desk or table** and chair.
- Clear your table, desk drawers and the area around it.
- Show **all cables** connected to your computer.
- Show your computer screen and the **bottom of your laptop and keyboard**.
- Place your **phone** out of reach.

Before your test starts, **your proctor will check your PC**



You will need to:

- Show that all **browser extensions are disabled**. Open a new browser window to do this. You must then close all browsers, windows and tabs not required to take the test.
- Show that **Bluetooth** is turned off.
- Ensure that the **display language** is set to English.
- Put Task Manager into full screen mode in order to show that **no other software** or applications are running. End all tasks not related to the test. Show the proctor the **performance and services tabs** of Task Manager.
- Set the **browser window** to fill the entire screen (press F11 on a Windows PC).

After your test is complete:

- Click on “Finish”.
- Tear up any paper you have used in front of the camera.
- Exit the Examity session.

Technical tips:

- If you are disconnected from the Examity session or proctor for any reason, contact Password Support for a unique code that will allow you to continue the test and schedule a new Examity test session.
- You must not continue with the Password test whilst you are disconnected from the proctor.